

Mick



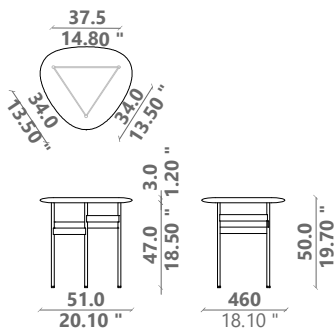
Caratteristiche Strutturali

Piano	Laccato Marmo Impiallacciato
Struttura gambe	Acciaio
Puntali	Polimero termoplastico

Finiture

Metallo	M01 M02 M03	Brunito Cromo Nero lucido
Laccato lucido	L01 L02 L03 L04	Ecrú Nero Rosso Ottanio
Marmo	S01 S02 S03 S04 S05 S06	Calizia capri Nero marquinia Rosso levanto Verde lepanto Emperador brown Calacatta gold
Impiallacciato	V01 V02 V03	Rovere naturale Rovere tinto noce canaletto Rovere tinto nero poro aperto

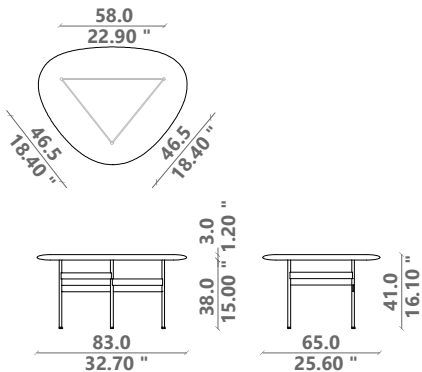
**MITCP** Tavolo caffè S



**Dettagli tecnici**

Colli: 1 + 1  
Volume: 0.09 mc

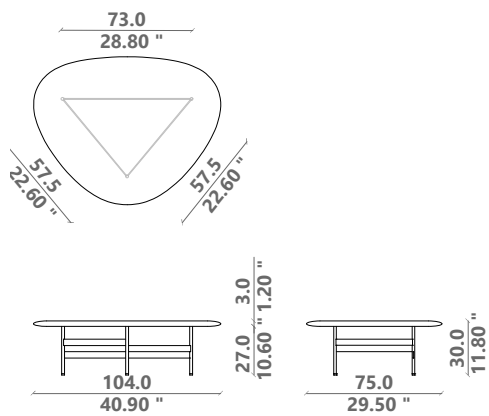
**MITCM** Tavolo caffè M



**Dettagli tecnici**

Colli: 1 + 1  
Volume: 0.15 mc

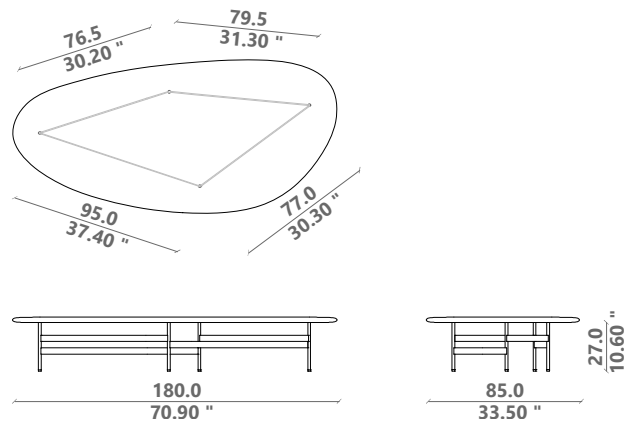
**MITCL** Tavolo caffè L



**Dettagli tecnici**

Colli: 1 + 1  
Volume: 0.18 mc

**MITCXL** Tavolo caffè XL




**Dettagli tecnici**

Colli: 1 + 1  
Volume: 0.21 mc

## METALLO



Brunito M01




Cromato M02



Nero lucido  
M03


## LACCATO



Ecru L01



Nero L02



Rosso L03

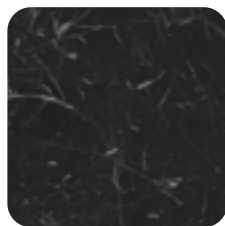


Ottanio L04

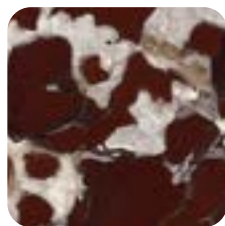
## MARMO



Calizia  
Capri S01



Nero  
Marquinia S02




Rosso  
Lepanto S03



Verde  
Levanto S04



Emperador  
Brown S05




Calacatta  
Gold S06

## IMPIALLACCIATO



Rovere  
Naturale V01




Rovere tinto  
Noce Canaletto  
V02



Rovere tinto  
Nero poro  
aperto V03



Decor Rain V04



Decor Cloudy  
V05