

Soul



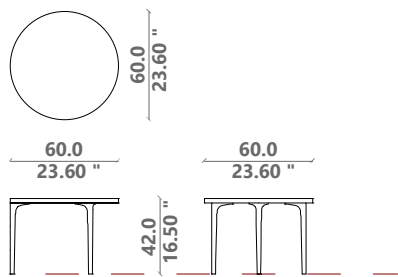
Caratteristiche Strutturali

Piano	Laccato Marmo
Stuttura perimetrale	Acciaio
Struttura gambe	Alluminio pressofuso, appoggio a terra su puntali in polimero termoplastico

Finiture

Metallo	M01	Brunito
	M02	Cromo
	M03	Nero lucido
Marmo	S01	Calizia capri
	S02	Nero marquinia
	S03	Rosso levanto
	S04	Verde lepanto
	S05	Emperador brown
	S06	Calacatta gold
Laccato lucido	L01	Ecru
	L02	Nero
	L03	Rosso
	L04	Ottanio

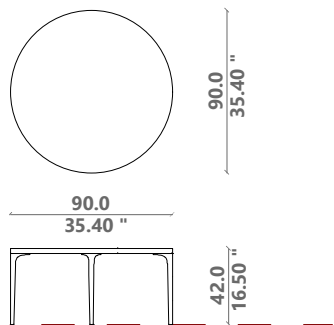
**SOTCD60** Tavolo caffè D60



**Dettagli tecnici**

Colli: 1 + 1  
Volume: 0.07 - 0.06 - 0.06 mc

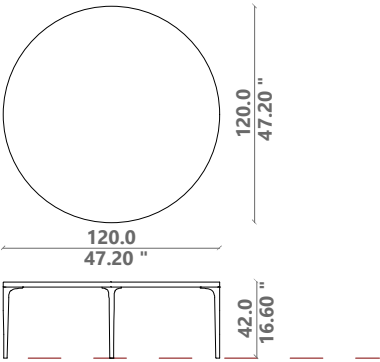
**SOTCD90** Tavolo caffè D90



**Dettagli tecnici**

Colli: 1 + 1  
Volume: 0.10 - 0.09 - 0.09 mc

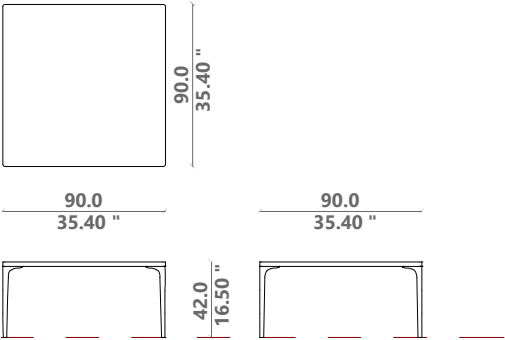
**SOTCD120** Tavolo caffè D120



**Dettagli tecnici**

Colli: 1 + 1  
Volume: 0.15 - 0.14 - 0.14 mc

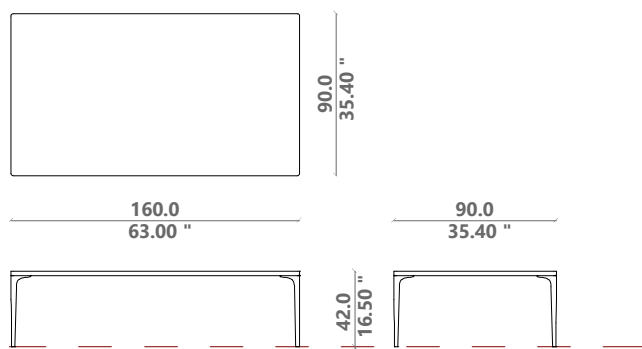
**SOTCQ90** Tavolo caffè 90x90



**Dettagli tecnici**

Colli: 1 + 1  
Volume: 0.10 - 0.09 - 0.09 mc

**SOTC160** Tavolo caffè 160x90



---

**Dettagli tecnici**

Colli: 1 + 1

Volume: 0.15 - 0.14 - 0.14 mc


## MARMO



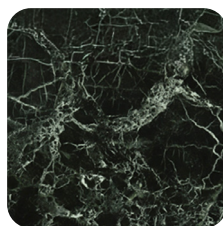
Calizia  
Capri S01




Nero  
Marquinia S02



Rosso  
Lepanto S03



Verde  
Levanto S04



Emperador  
Brown S05



Calacatta  
Gold S06

## METALLO



Brunito  
M01



Cromato  
M02




Nero lucido M03


## LACCATO



Ecrù  
L01



Nero L02



Rosso  
L03



Ottanio L04